



Stanford
MEDICINE

Dermatology



How to donate	2	Residents	5	Clinics	10
Faculty	3	Clinical Trials	7	Important Dates	13

Letter from the Chair

December 19, 2014

Dear Colleagues and Friends,

On behalf of the Department of Dermatology, I am pleased to convey our very best wishes for a wonderful winter holiday season.

This year has been another tremendous year for our Department, and has included the addition of a number of outstanding new faculty (Please see page 4). Dr. Tyler Hollmig, one of our very own, and a spectacular former resident, has joined our Procedural Division led by Dr. Sumaira Aasi. Dr. Hollmig just completed a fellowship in procedural dermatology and will be directing our

Program in Laser and Aesthetic Dermatology as well as being actively engaged with Dr. Aasi in our skin cancer surgery program. Dr. Silvina Pugliese, an outstanding young medical Dermatologist, has joined our faculty after completing her residency at Loma Linda. Dr. Pugliese is focused on the care of oncology patients and is working closely with Dr. Bernice Kwong, our Director of Supportive Dermato-Oncology, within our Stanford Cancer Center-based Program in Cutaneous Oncology led by Dr. Susan Swetter. Dr. John Yost, a superb medical Dermatologist has joined us after completing his residency at NYU. Dr.



Yost has a special interest in nail disorders and will be Director of our Nail Disorders clinic, joining Dr. Christine Miller, who has led the program with distinction for so many years. Finally, Dr. Justin Gordon, another of our terrific former resident trainees and former Chief Resident, has joined our faculty. Dr. Gordon has a focus on medical dermatology, including leadership of the Stanford University Network for Sun Protection, Outreach, Research and

Teamwork (SUNSPORT) and an additional role in serving as an Associate Residency Director along with Dr. David Fiorentino and under the leadership of Residency Director Dr. Kristin Nord. These new faculty contribute to what has become the largest period of growth for the Department in its history and have now helped make the Department one of the largest academic Departments of Dermatology in the nation.

In additional positive developments, the Fifth Annual Faculty Retreat in our Department's new Multi-Task Force working format was held on September 19, 2014 at the Stanford Faculty Club. Faculty came together to work on issues important to the Department's continued success, with a special focus for this year's Retreat on enhancing our Education and Patient Care missions. The Retreat itself was the culmination of months of advance work by Task Forces led by faculty members active in each of those areas, including Dr. Anne Chang and Dr. Bernice Kwong. These Task Forces helped chart the path forward for this year's plans for Department growth and improvement, with a number of additional initiatives now either underway or already completed. Plans are in place for next year's Retreat in September 2015.

Central to our Department's mission efforts is the development of future leaders and we highlight some of the outstanding young trainees focused on

developing academic clinical (page 7) and research careers (page 5).

Looking to the future, the mission of the Department will remain focused, as it has been for past decades, on leadership in discovery, in patient care and in training leaders of our specialty in an environment that fosters creativity, excellence and synergy. We are already looking forward to our Department Reunion at this year's American Academy of Dermatology Meeting in San Francisco on the evening of **March 22, 2015**.

More details will be sent soon but please mark your calendars and join us for a chance to renew ties with alumni and current faculty and residents at the AAD.

The support of our entire community of faculty, alumni, patients, and friends is instrumental in providing the creativity and resources needed in this effort to support trainees, young faculty, patient care advances and innovative research.

I welcome your support and suggestions to enhance these endeavors and thank you for your efforts as part of the Stanford Dermatology community.

With best wishes for a happy holiday season and New Year,

Paul Khavari, MD, PhD

Carl J. Herzog Professor and Chairperson

How to Support Stanford Dermatology

The Department of Dermatology is committed to the highest level of patient care, as well as the discovery and development of better treatments for dermatologic diseases. Your gift can help advance scientific investigations into dermatologic diseases. It can also help prepare future leaders in dermatology through support of our dermatology trainees.

Gifts to the Department of Dermatology can be set up to support research in a variety of ways. Your gift can be established to support immediate research needs. Your gift may also be established to provide long-term support through the establishment of, an endowment.

For More Information or to Discuss Your Options:

Paul Khavari, Chairperson

Cathy Hutton, Senior Associate Director at cathy.hutton@stanford.edu

Phil Yamahiro, Director of Finance at yamahiro@stanford.edu

To Send a Donation:

Paul A. Khavari, MD, PhD, Chair

C/O Phil Yamahiro, DFA

450 Broadway Street, Redwood City, CA 94063

Profile of a Major Contributor



As a young biochemist, Marvin Karasek, PhD, keenly wanted to know if there was a connection between viruses and skin diseases and was provided the opportunity in 1961 to join Stanford as an assistant

professor in developmental dermatology at Stanford. With very little fundamental or basic science being done in dermatology at the time, bringing a PhD into a clinical department of medical doctors was a rare step.

“I became enamored with the possibilities of making progress in dermatology and establishing the department as a leader in research,” recalls Dr. Karasek. His work revealed that several skin diseases were associated with viruses. The program became world-famous, known for insightful research by top scientists into the biology of the skin and in particular, the epidemiology and treatment of psoriasis. Dr. Karasek was the first to develop techniques for

isolating and growing the human skin cells needed to investigate the cause of inflammatory skin diseases. While studying the viral aspects of psoriasis, he learned that inflammation not only occurs in the skin, but in other organs as well. He also contributed heavily to knowledge about using skin cells as a method for healing difficult-to-treat wounds like severe burns.

Based in experiences throughout his own career, Dr. Karasek was inspired create the Marvin A. Karasek Fellowship Fund to support post-doctoral fellowships with an endowed estate gift to the Department of Dermatology. “Understanding the underlying cause of disease requires fundamental research in a laboratory,” says Dr. Karasek. “It’s the answer—the only way we can do it—and we need to make sure these efforts continue. It gives me great pleasure to know that I will be able to contribute to the advancement of science, and my gift will last as long as Stanford does.”



Dermatology Faculty

Dr. Silvina Pugliese, Dr. Joyce Teng, Dr. S. Tyler Hollmig, Dr. Sumaira Z. Aasi, Dr. Jean Tang, Dr. Roberto Novoa, Dr. Paul Khavari, Dr. Justin Gordon, Dr. John Yost, Dr. Anne Chang, Dr. Martin Vazquez, Dr. Vista Khosravi, Dr. Ann Marqueling, Dr. Lisa Zaba, Dr. Jinah Kim, Dr. Phoung Khuu, Dr. Joanna Badger, Dr. Kristin Nord, Dr. David Wong, Dr. Youn Kim, Dr. Justin Ko, Dr. Kavita Sarin, Dr. Jennifer Chen, Dr. Howard Chang, Dr. Susan Swetter, Dr. Anthony Oro, Dr. David Fiorentino, Dr. Kerri Rieger, Dr. Jennifer Lai, Dr. Marlyanne Pol-Rodriguez, Dr. Zakia Rahman, Dr. Brooks Bahr, Dr. Richard Chen, Dr. Reza Kafi. Dr. Gupta, Dr. Kevin Wang, Dr. Peter Marinkovich

New Faculty



S. Tyler Hollmig, MD

S. Tyler Hollmig, MD**Clinical Assistant Professor, Director of Laser & Aesthetic Dermatology**


Dr. Hollmig joined Dr. Aasi in September 2014 as a Stanford Dermatology surgeon. Dr. Hollmig earned a BA degree from Duke University, where he graduated *magna cum laude*, then attended medical school at the University of Texas Southwestern and graduated as class valedictorian. Dr. Hollmig underwent dermatology residency training at Stanford, and subsequently completed a fellowship in advanced dermatologic surgery and Mohs surgery at the Medical University of South Carolina before returning to join the faculty at Stanford. Dr. Hollmig has published numerous articles in top tier dermatology and plastic surgery journals and lectures at regional and national meetings on topics including advanced surgical reconstruction, cutaneous oncology, and laser and aesthetic dermatology. His professional interests include Mohs Micrographic Surgery, complex surgical reconstruction, high-risk nonmelanoma skin cancer, rare cutaneous tumors, and laser and aesthetic dermatology.



Justin S. Gordon, MD

Justin S. Gordon, MD**Clinical Assistant Professor, Associate Director of Residency Education**

Dr. Gordon joined our department in September of 2014. He received a B.A. in Chemistry from Emory University in 2006, and then remained at Emory for his medical training earning his M.D., *magna cum laude*, in 2010. He completed his Dermatology training from our Stanford residency program, graduating in June, 2014. Dr. Gordon's professional interests are in general outpatient dermatology, acne residency education and skin cancer prevention amongst outdoor athletes. He is co-founder of SUNSPORT (Stanford University Network for Sun Protection, Outreach, Research and Teamwork), a program dedicated to reducing the incidence of skin cancer and other sun-related skin damage by providing risk awareness and sun-protection education to outdoor athletes.



Silvina Pugliese, MD

Silvina Pugliese, MD**Clinical Assistant Director**

Dr. Pugliese, joined our department in August of 2014. She was born in Buenos Aires, Argentina and raised in New York. She graduated from Dartmouth College with a B.A. in Psychology and subsequently obtained her medical degree from Boston University School of Medicine. She completed her intern year at Stanford University in 2011 and Dermatology residency at Loma Linda University in 2014. Dr. Pugliese's professional interests include cutaneous oncology, general outpatient dermatology, and the psychosocial impact of cosmetic dermatology.



John M. Yost, MD, MPH

John M. Yost, MD, MPH**Clinical Assistant Professor**

Originally from Madison, Wisconsin, Dr. Yost graduated from Bowdoin College *cum laude* with a double major in Biology and German, after which he spent a year in Hamburg, Germany on a Fulbright Scholarship. Dr. Yost received a Master's in Public Health with a concentration in epidemiology from Boston University in 2006, and a Medical Degree from the University of Michigan in 2010. A graduate of the New York University Dermatology residency training program, Dr. Yost's clinical interests include nail disease, nail surgery, and pigmented lesions of the nail apparatus. Dr. Yost is an active member of the Council for Nail Disorders, and had the privilege of training with nail experts Dr. Richard Scher and Dr. Chris Adigun during residency.

Research Faculty

Bryan Sun, MD PhD

Dr. Sun completed his MD/PhD degrees at Harvard Medical School with a research focus on genetics before coming to Stanford for dermatology residency. He is currently working in Dr. Paul Khavari's laboratory studying the molecular regulators that control skin differentiation and disease. His future goal is to run his own laboratory studying the genetics of skin development and differentiation, and to combine these interests by investigating genodermatoses and other skin conditions that they see in their clinics.

Carolyn Lee, MD, PhD

Dr. Lee earned her undergraduate degree at Yale prior to completing her MD and PhD studies at Georgetown. Upon completing her dermatology residency training at Stanford, she undertook post-doctoral fellowship training in epithelial biology in Dr. Khavari's laboratory.

Carolyn's current research is focused on using genomics to identify novel regulators of epidermal homeostasis that are disrupted in skin cancer and characterizing the mechanisms that underlie their functional impacts. Her clinical specialty is the management of patients at high risk of developing skin cancer, such as individuals on immune suppression therapy following organ transplant. Carolyn hopes to eventually lead her own basic science research laboratory studying critical drivers of skin cancer progression. genodermatoses and other skin conditions that they see in their clinics.

Michelle Longmire, M

Dr. Longmire attended medical school at the University of New Mexico. Currently, she is researching epigenetics of dermatologic disease in the lab of Howard Chang. Her goal is to use epigenetics as a tool to improve our understanding of human disease and to discover novel therapeutics.



Brian Sun, MD PhD



Carolyn Lee, MD, PhD



Michelle Longmire, MD

Residency Program



Kristine Nord, MD
Residency Program Director

Incoming Residents

Stanford Dermatology welcomes the new residents for Academic year 2014-15!



Christina Gamba, MD
Stanford



Gillian Heinecke, MD
Mount Sinai



Albert Chiou, MD, MBA
Harvard



Sima Rozati, MD
Shahid Beheshti University

Betsy Bailey, PGY4

Josef Lazar, PGY4

Laura Bernet, PGY3

Anna Rogers, PGY3

Teresa Fu, PGY4

Nicole Seminara, PGY4

Milene Crispin, PGY3

Laurel Geraghty, PGY3

Weilan Johnson, PGY4

Meghan Dickman, PGY3



2014 Residency Graduates

Eon Rios, MD, PhD; Justin Gordon, MD; Cameron Harrison, MD; Regina-Celeste Ahmad, MD, PhD;
Michelle Longmire, MD; Monika Chock, MD, PhD; Matthew Malan, MD

Regina-Celeste Ahmad, MD, PhD

University of Chicago Medical Scientist Training Program (Chicago, IL), MD, PhD; Lucile Packard Children's Hospital (Stanford, CA), Pediatric Residency; Currently: University of California, San Francisco Pediatric Fellowship.

Monika Chock, MD

Stanford University School of Medicine, MD; Santa Clara Valley Medical Center – Transitional Year Program; Currently: Stanford University.

Justin Gordon, MD

Emory University School of Medicine (Atlanta, GA), MD; Mount Sinai Hospital (New York, NY) Transitional Year; Currently: Stanford School of Medicine – Clinician Educator / Associate Residency Program Director

Cameron Harrison, MD

University of Colorado School of Medicine MD; University of Colorado School of Medicine – Transitional Year Program; University of Colorado School of Medicine – Physical Medicine and Rehabilitation Resident Physician; Stanford Department of Dermatology - Cutaneous Lymphoma Fellowship; Currently: Kaiser Permanente; Medical Group in Colorado

Michelle Longmire, MD

University of New Mexico School of Medicine MD; Currently: Stanford School of Medicine – Postdoctoral training in Dr. Howard Chang's Lab

Matthew Malan, MD

Oregon Health & Science University MD; Tucson Hospital Medical Education Program – Transitional Year Program; Worked with Dr. Levine at Tucson Medical Center Derm Clinic (Arizona); Worked at Nellis AFB Derm Clinic (Nevada); Worked at Elmendorf AFB Derm Clinic (Alaska); Worked at Lester Naval Hosp (Japan); Currently: USAF

Eon Rios, MD, PhD

Stanford School of Medicine (MSTP) MD, PhD; Santa Clara Valley Medical Center – Transitional Year Program; Currently: Stanford School of Medicine – Postdoctoral training in Dr. Paul Khavari's Lab

Current Residents



Betsy Bailey, MD

Betsy attended medical school at Columbia University College of Physicians and Surgeons and received a master of public health at Harvard School of Public Health. In her dermatology residency at Stanford, Betsy had the opportunity to continue to pursue her interests in both clinical and public health research with Stanford faculty members. Betsy is currently completing a review of patients with amyopathic dermatomyositis at Stanford with Dr. David Fiorentino, and she is pursuing a project examining health behaviors of spouses of patients with recent melanoma diagnosis to determine predictors of early melanoma diagnosis with Dr. Susan Swetter. Betsy has also been excited to work as the resident liaison for the development of a new free clinic with Stanford undergraduates and medical students at Pacific Free Clinic in San Jose. Betsy is planning to pursue dermatopathology fellowship at Stanford next year, and she subsequently hope to pursue an academic career where she can combine clinical care in dermatology and dermatopathology with research on ways to improve care to underserved populations.



Anna Rogers, MD

Anna was born and raised in Carrollton, Georgia, completed her undergraduate work at Duke University, attended medical school at Emory University, and is currently a second year dermatology resident at Stanford University. She recently presented a webinar on Summer Sun Safety to the Stanford Community as part of the Stanford Health Improvement Program (HIP); Anna is working with Dr. Kavita Sarin using high-throughput nucleic acid sequencing in order to identify the genetic mutation in Becker's nevi; and she is in the early stages of working with the Stanford Allergy and Immunology clinic on developing a protocol for administering omalizumab in the Stanford Dermatology clinic for patients with chronic urticaria, given the new FDA approval for this use. She is interested in general dermatology and is still trying to decide on the setting for her future practice, but her main goal is to provide excellent and compassionate care for all patients while remaining committed to lifelong learning."



Laura Bernet, MD

Laura attended UC Berkeley for undergraduate work, followed by UCLA for medical school and Kaiser Santa Clara for her intern year. She is currently working on becoming a better teacher through the Stanford Faculty Development Center teaching course for residents. She is also working on understanding the utility of certain dermatomyositis clinical findings, as well as the prognosis for patients with porocarcinoma, a rare cutaneous tumor.

Bernet future goals include a career in general medical dermatology in a setting where she can continue to learn, teach and deliver amazing care to my patients.

Clinical Trials

Rheumatologic Dermatology

1. A Randomized, Double-Blind, Placebo-Controlled Phase II Study to Investigate the Efficacy and Safety of Riociguat in Patients With Diffuse Cutaneous Systemic Sclerosis (dcSSc). PI: Dr. Lorinda Chung
2. A double blind, randomized, placebo-controlled study to evaluate safety, tolerability, efficacy and preliminary dose-response of BAF312 in patients with active Dermatomyositis. PI: Dr. David Fiorentino
3. Genomic and Histological Analysis of Skin Biopsy Specimens as Biomarkers of Scleroderma and Response to Mycophenolate Mofetil. PI: Dr. Lorinda Chung

Coordinator: Amanda Crawford, Telephone: [\(650\)721-7147](tel:(650)721-7147), Email: amfoster@stanford.edu

1. A Phase 2 Study to Evaluate Subcutaneous Abatacept vs. Placebo in Diffuse Cutaneous Systemic Sclerosis — A Double-Blind, Placebo-Controlled, Randomized Controlled Trial. PI: Dr. Lorinda Chung

Coordinator: Saranya Nandagopal, Telephone: [\(650\)721-7163](tel:(650)721-7163), Email: saranya@stanford.edu

Epidermolysis Bullosa

A Phase 1 Single Center Trial of Gene Transfer for Recessive Dystrophic Epidermolysis Bullosa (RDEB) using the drug LZRSE-Col7A1 Engineered Autologous Epidermal Sheets (LEAES). PI's: Dr. Al Lane (thru 1/15), Dr. Peter Marinkovich (from 1/15 onwards)

Coordinator: Kylie Loutit, Telephone: (650)721-7170, Email: kloutit@stanford.edu

Pediatric Dermatology

1. Long Term Follow-Up for Subjects Who Have Received Sildenafil for the Treatment of Lymphatic Malformations. PI: Dr. Joyce Teng
2. A Multicenter, Randomized, Double-Blind, Vehicle-Controlled Study of the Safety and Efficacy of AN2728 Topical Ointment, 2% in Children, Adolescents, and Adults (Ages 2 Years and older) With Atopic Dermatitis. PI: Dr. Joyce Teng

Coordinator: Elidia Contreras Tafoya, Email: econtreras@stanford.edu

Cutaneous Lymphoma**Active:**

1. Open-Label, Multi-Center, Randomized Study of Anti-CCR4 Monoclonal Antibody KW-0761 (mogamulizumab) Versus Vorinostat in Subjects with Previously Treated Cutaneous T-Cell Lymphoma. PI: Dr. Youn Kim
2. Exploratory Pilot Study of Brentuximab Vedotin (SGN-35) in Patients with Mycosis Fungoides and Sézary Syndrome with Variable CD30 Expression Level. PI: Dr. Youn Kim
3. A Randomized, Open-Label, Phase 3 Trial of brentuximab vedotin (SGN 35) Versus Physician's choice (Methotrexate or Bexarotene) in Patients with CD30-Positive Cutaneous T-Cell Lymphoma. PI: Dr. Youn Kim
4. A Phase II Study of Non-myeloablative Allogeneic Transplantation Using Total Lymphoid Irradiation (TLI) and Antithymocyte Globulin (ATG) In Patients with Cutaneous T-Cell Lymphoma. Co-PI: Dr. Youn Kim
5. A Clinical Study to Demonstrate Safety and Efficacy of E7777 (Denileukin Diftitox) in Persistent or Recurrent Cutaneous T-Cell Lymphoma. PI: Dr. Youn Kim
6. An Open-Label, Treatment-Option Protocol of Brentuximab Vedotin in Patients with Relapsed or Refractory Hodgkin Lymphoma, Systemic Anaplastic Large Cell Lymphoma, or CD30-Positive Cutaneous T-Cell Lymphoma PI: Dr. Youn Kim
7. Coordinator: Carol Bruce, Telephone: (650)804-4613, Email: cabruce@stanford.edu

Upcoming:

1. A Randomized Phase 2 Study to Evaluate Three Treatment Regimens of SHAPE, a Histone Deacetylase Inhibitor, in Patients with Stage IA, IB or IIA Cutaneous T-Cell Lymphoma. PI: Dr. Youn Kim
2. A Phase 2 Study of MK-3475 for the Treatment of Relapsed/Refractory Mycosis Fungoides / Sézary Syndrome PI: Dr. Youn Kim

Coordinator: Carol Bruce, Telephone: (650)804-4613, Email: cabruce@stanford.edu

Melanoma

For the below trials, please contact: Stanford Cancer Clinical Trials Office

Email ccto-office@stanford.edu, Telephone 650-498-7061, Web <http://cancer.stanford.edu/trials>

Active:

1. A Pilot Study of Ipilimumab in Subjects with Stage IV Melanoma Receiving Palliative Radiation Therapy (MEL0005)
2. A Phase III, Randomized, Double-blind, Placebo-controlled Study of Vemurafenib (RO5185426) Adjuvant Therapy in Patients with Surgically Resected, Cutaneous BRAF-Mutant Melanoma at High Risk for Recurrence (MEL0006)
3. The NEMO Trial (NRAS Melanoma and MEK Inhibitor): A Randomized Phase III, Open Label, Multicenter, Two-Arm Study Comparing the Efficacy of MEK162 Versus Dacarbazine in Patients with Advanced Unresectable or Metastatic

NRAS Mutation-Positive Melanoma (MEL0008)

Upcoming

1. A Phase II Randomized Study to Evaluate the Efficacy of Combining Ipilimumab (3mg/kg) with Different Doses/Schedules of External Beam Radiotherapy (MEL0009)
2. A Phase I Study of the Clinical and Immunologic Effects of ALT-803, a Novel Recombinant IL-15 Complex in Patients with Advanced Melanoma (MEL0011)
3. A Phase II, Open-label, Multicenter, Randomized Study of CDX-1401, a Dendritic Cell Targeting NY-ESO-1 Vaccine, in Patients with Malignant Melanoma Pre-Treated with Recombinant CDX-301, a Recombinant Human Flt3 Ligand (MEL0012)

Basal Cell and Squamous Cell Carcinoma

For the below trials, please contact: Stanford Cancer Clinical Trials Office

Email ccto-office@stanford.edu, Telephone 650-498-7061, Web <http://cancer.stanford.edu/trials>

Active

1. A Prospective Observational Study of Treatments Patterns and Effectiveness and Safety Outcomes in Advanced Basal Cell Carcinoma and Basal Cell Carcinoma Nevus Syndrome Patients (SKIN0013)
1. Double-Blind, Randomized, Placebo-Controlled Two-Period Crossover Study to Assess the Effect of L-Carnitine on Vismodegib-Associated Muscle Spasms (SKIN0018)
2. Qualitative Study to Understand the Symptoms and Impact of Locally Advanced or Metastatic Basal Cell Carcinoma (SKIN0019)
3. A Phase I Dose-Escalation Study of LY2940680 in Patients with Advanced Cancer (SKIN0023)
4. An Open-Label Pilot Study to Evaluate the Efficacy and Safety of a Combination Treatment of LDE225 and BKM120 for the Treatment of Advanced Basal Cell Carcinomas (SKIN0020)


Upcoming

1. A Phase II Study of MK-3475 in Patients with Advanced Merkel Cell Carcinoma (MCC) (SKIN0025)
Complex in Patients with Advanced Melanoma (MEL0011)


SOON TO OPEN: A Phase II, Open-label, Multicenter, Randomized Study of CDX-1401, a Dendritic Cell Targeting NY-ESO-1 Vaccine, in Patients with Malignant Melanoma Pre-Treated with Recombinant CDX-301, a Recombinant Human Flt3 Ligand (MEL0012)



Sumaira Z. Aasi, MD
Director of Mohs and Dermatologic Surgery



S. Tyler Hollmig, MD
Director of Laser and Cosmetic Dermatology



Youn Kim, MD
Director of Cutaneous Lymphoma Research



Joice Teng, MD, PhD
Director of Pediatric Dermatology

Clinical Subspecialty Programs

Mohs and Dermatologic Surgery

Dr. Sumaira Z. Aasi is the Director of the Mohs and Dermatologic Surgery Clinic at Stanford. The Stanford program is a nationally recognized leader in skin cancer management, Mohs micrographic surgery and other dermatologic procedures. She features the latest research and approaches, a proven track record of excellence and top doctors working together to provide the best possible care.

Stanford Laser and Cosmetic Dermatology

Dr. S. Tyler Hollmig, Clinical Assistant Professor of Dermatology and Director of Laser and Aesthetic Dermatology, joined Dr. Aasi in September 2014 as a fellowship-trained Dermatologic Surgeon. In addition to performing Mohs Micrographic Surgery, Dr. Hollmig manages Stanford's Laser and Aesthetic Dermatology Clinic. This clinic offers a broad variety of cosmetic treatments that are based on a strong scientific foundation and administered in an environment emphasizing safety, privacy, and comfort. In addition to offering a wide breadth of laser and cosmetic therapies, this clinic has initiated an "Aesthetic Oncology" practice in order to help provide care for cancer patients with aesthetic concerns arising from systemic, surgical, and/or radiation-related treatment.

Stanford Cutaneous Lymphoma Research

The Stanford multispecialty Cutaneous Lymphoma team offers expert treatment for patients with cutaneous lymphomas, including mycosis fungoides, Sezary syndrome, CD30+ lymphoproliferative disorders (lymphomatoid papulosis and anaplastic large cell lymphoma), subcutaneous panniculitis-like T-cell lymphoma, gamma-delta T-cell lymphoma, CD8+ aggressive epidermotropic T-cell lymphoma, NK/T-cell lymphoma, other unspecified cutaneous peripheral T-cell lymphomas, and cutaneous B-cell lymphomas. Our physicians subspecialize in treating these types of cancers, and have extensive expertise in handling the most complicated cases. Care among specialists is tightly integrated.

Pediatric Dermatology

Pediatric Dermatology offers comprehensive services for evaluation and management of disorders in all pediatric age groups. Our service has grown significantly for the past two years. In addition to daily clinic at 770 Welch Road, the service offers increased number of clinics at multiple satellite locations as well including Castro Commons, Los Gatos and California Pacific Medical Center. We currently have several multidisciplinary teams that provide the highest quality, nurturing care and education to help children with challenging skin disorders such as epidermolysis bullosa, vascular anomaly, connective tissue disease and a variety of genodermatoses. Although the focus of our program is to continue providing consultative services for inpatient and outpatient pediatric care, we have expanded our procedure capacity to accommodate the increase demand. Since multiple new lasers were installed last year, our procedure volume has more than tripled. As one of the nationally recognized leading institution in Pediatric Dermatology training, we have an outstanding fellowship program and frequently accept rotating medical students as well as residents across the country. Graduates from our program are well rounded and prepared to take their career in any direction.

Stanford Cutaneous Oncology – Skin Cancer Program Updates

(Susan Swetter, MD, Physician Leader, Cancer Care Program in Cutaneous Oncology, Stanford Cancer Institute)

The **Stanford Cutaneous Oncology Program** provides innovative prevention and therapeutic approaches for patients with pigmented lesions and melanoma, basal cell carcinoma, high-risk squamous cell carcinoma, and Merkel cell carcinoma, as well as Supportive Dermato-Oncology care. In an effort to expand clinical services, interdisciplinary care, and collaborative research in both melanoma and nonmelanoma skin cancers, the “solid tumor” Cutaneous Oncology Program relocated to the Stanford Cancer Center Blake Wilbur 3rd Floor (BW-3) location in February 2014 along with the Stanford Head and Neck Oncology Program.

Melanoma: New Faculty and Program Development

In October 2014, the Stanford Pigmented Lesion and Melanoma Program (PLMP) welcomed Dr. **Kim Margolin** as Co-Director. She joins PLMP Co-Director **Susan Swetter, MD**, to provide expertise in the care of patients with metastatic melanoma. Dr. Margolin will bring new studies to the clinical trials armamentarium at Stanford from her participation in several extramural collaborative groups. Studies to watch for will include a multi-institution trial of nivolumab (a PD-1 inhibitor) and ipilimumab in patients with brain metastases, and a novel tumor vaccine trial for the adjuvant therapy of melanoma.

Dr. **Justin Ko** joined the Stanford PLMP in December 2014 to enhance the care of patients with atypical nevi and melanoma. He is a vital link in Stanford’s community outreach expansion efforts. Dr. Ko has an interest in new models of delivering care that leverage technology to support screening, triage and follow-up care.

Prevention efforts have been directed to Stanford’s outdoor student-athletes and the entire Stanford community through a novel program entitled **SUNSPORT™**. This unique initiative involves collaboration among Stanford Dermatology, Stanford Athletics, Stanford Cancer Institute, and Stanford Health Care to create an integrated research, education and intervention program dedicated to providing skin cancer risk awareness and sun protection education. SUNSPORT co-founder, Dr. **Justin Gordon** joined the Stanford Dermatology Department in September 2014 to continue to lead the program efforts.

Under the direction of medical oncologist Dr. **Sunil Reddy**, the PLMP continues to assess the use of adjuvant vemurafenib versus a placebo in patients with surgically removed high risk cutaneous melanoma (stage IIC) and resected stage III melanoma. A randomized adjuvant therapy trial assessing the use of both low and high-dose ipilimumab versus high-dose interferon in patients with surgically resected stage IIIB, IIIC, and IV melanoma was recently completed in the adult population, the results of which should help to determine the efficacy of novel immunotherapies in this subgroup of patients.

Over one million Americans are currently living with a melanoma diagnosis. As melanoma becomes a more treatable disease, attention to survivorship issues is even more critical. **Ralph Greco, MD**, Dr. Swetter, **Oxana Palesh, PhD**, and **Kelly Bugos, MS, NP**, recently published a needs assessment survey which showed that both short- and long-term melanoma survivors report continuing psychosocial symptoms years after treatment and express a need for education regarding long-term melanoma effects. Given these results, Stanford is establishing a formal Melanoma Survivorship Clinic.

New Faculty and Program Development in supportive Dermato-oncology and dermatology and surgical programs

Supportive Dermato-Oncology (SDO): In August 2014, Dr. **Silvina Pugliese** joined SDO Director Dr. **Bernice Kwong** to expand the clinical efforts of this unique program, which allows for same-day, on-site dermatology evaluation of patients undergoing cancer therapy to address cutaneous side effects related to cancer diagnosis and treatment.

Nonmelanoma Skin Cancer (NMSC): Dr. **Sumaira Aasi** and Dr. **Vasu Divi** recently established a multi-specialty **Nonmelanoma Skin Cancer Working Group**, which includes over 20 Stanford faculty members in the departments of medical and surgical dermatology, dermatopathology, head



Susan Swetter, MD

and neck and plastic/reconstructive surgery, medical and radiation oncology, as well as basic science and translational researchers. This Tumor Board examines optimal treatment for patients with advanced BCC, high-risk SCC, and other rare skin tumors, and promotes translational research.

Dr. **S. Tyler Hollmig** recently joined Dr. Aasi as Director of Laser and Aesthetic Dermatology in September 2014. Dr. Hollmig provides support to an even broader platform of cancer patients through his new “Aesthetic Oncology” practice, which provides care for cancer patients with treatment-related aesthetic concerns.

In conjunction with medical oncologist Dr. **Dimitri Colevas** and Dr. Divi, Dr. **Anne Chang** offers a multidisciplinary Advanced Basal Cell Carcinoma (BCC) Clinic at BW-3. Together, they collaborate in the care of patients with complex and difficult-to-treat BCCs referred from the surrounding region and other states.

Dr. **Carolyn Lee** established a **Post-Transplant / High Risk Skin Cancer Clinic**, which focuses on patients at increased risk of developing skin cancer due to various causes, including immune suppression therapy following a transplant. Dr. Lee recently identified KNSTRN, a new oncogene in human cancer, while investigating genetic causes of squamous cell carcinoma in the lab of Dr. Paul Khavari.

Dr. **Kavita Sarin** is spearheading a new **Skin Cancer Genetics Clinic** in BW-3 to identify patients at a high risk of skin cancer due to strong family history or positive genetic test results and to provide preventive education to these individuals. Patients include those with inherited cancer syndromes such as Li-Fraumeni, familial melanoma and pancreatic cancer, BRCA1 and BRCA2, neurofibromatosis and Lynch Syndrome.

The PLMP and NMSC Program are fortunate to have two Stanford surgeons specializing in head and neck surgical oncology, Dr. **John Sunwoo** and Divi, as well as plastic surgeon Dr. **Subhro Sen**, who specializes in complex surgical reconstruction.

Melanoma Translational Research Highlights

New Immunotherapy Trials

The first potentially curative immunotherapy, ipilimumab, has become a standard of care for patients with advanced melanoma. A novel immunotherapy agent targeting PD-1 appears even more promising and will be tested at Stanford as a treatment for Merkel cell carcinoma under the direction of Dr. Margolin. Stanford radiation oncologist **Susan Knox, MD, PhD**, continues to lead a trial of ipilimumab and palliative radiation therapy for patients with metastatic melanoma. Significant clinical responses in disease sites outside the radiation therapy field have been observed in a subset of patients. This study has helped to provide a compelling rationale for a phase II trial at Stanford and other collaborating institutions that will open in 2015.

Stanford Leadership in Novel Medical Therapy for Basal Cell Carcinomas

The **Basal Cell Carcinoma Research Group** at Stanford is conducting several clinical studies to assess novel therapies for non-melanoma skin cancers, including BCC. Stanford Dermatology clinical investigators and basic scientists conducted pivotal research in the use of the recently FDA-approved drug, vismodegib, for patients with advanced BCC, including those with inoperable tumors and metastatic disease.

Stanford Dermatology researchers **Anthony Oro, MD, PhD**, Dr. Chang, and Dr. Jean Tang have pioneered the study of this agent in patients with locally aggressive and metastatic BCCs, as well as those BCCs that derive from patients with basal cell nevus syndrome. Along with Dr. Aasi, they recently published their study of this drug as pretreatment prior to skin cancer surgery (Mohs) to shrink tumors and reduce scarring.

2015 Important Dates

- January 15 (AM) and January 20 (all day): 2015 Dermatology Residency Interviews, Redwood City, CA
- February 4-8: Derm Foundation Clinical Symposium - Naples, Florida
- February 19: In-Training examination – Redwood City, CA
- March 20-24: American Academy of Dermatology (AAD) – San Francisco, CA
- April 30-May 3: American College of Mohs Surgeons (ACMS) – San Antonio, TX

Happy Holidays!

